



M^{ILCH}IZE
Dairy Hygiene Kit

Mylchize



GEA Farm technologies and SVS AQUA TECHNOLOGIES with a combined experience of over a century has conducted extensive surveys of the existing milking practices followed by the farmers. During the surveys the quality of milk produced was checked for compliance with the Global Standards.

Post research for milk quality, there was a need for an innovative solution with application based approach to bridge the gap between the milk produced by farmers and the global standards for the quality of milk, hence Mylchize was formulated. There has been an immense deterioration in the quality of milk produced and the health of animals due to lack of awareness about good milking and hygiene practices.

Mylchize is an ingenious approach towards optimisation of the existing milking practice by trying to change conventional milking practice. The approach aims at eliminating various types of contaminations, reducing the nature of over dependence on medicine and antibiotics. Mylchize is a way of maintaining animal hygiene by protecting them from factors which affect the health of the herds directly & indirectly.

Since the quality & quantity of milk produced is directly proportional to the health of the animals, It becomes mandatory to maintain and improve the health of the animals for overall economic growth.



Beti Bachao

We promote girl child education and are against child labour. No children were employed to manufacture this kit.



Funding Education

Part of the proceedings earned during this campaign is donated for children's education.



Women Empowerment

More than 70% of the employees were women for manufacturing of this Mylchize kit.

INDEX

3

AQUAPROTM

AQUAPRO

5

Derma ProTM

DERMA PRO HAND SANITIZER

7



VELOCITABTM
& DIP CUP

VELOCITAB & DIP CUP

8

PROFILAC

DERMATEX TOWEL

DERMATEX UDDER TOWER

11



Circo BlueTM

CIRCO BLUE

13

MESTICHECKTM

MESTICHECK & PADDLE

15

HOOF KNIFE

HOOF KNIFE

17

PEDICURxTM

PEDICURX

NARRATION:

Father (Bapu) - A Farmer who has been practicing traditional methods of milking using his hands and old methods of hygiene since decades.

Daughter (Beti) - Learned daughter of that farmer who has been introduced to new methods of milking and maintaining hygiene in her school.

Daughter : Dad! What are you doing ?

Father : Beta, I am splashing water on the udder so dirt will go away and then I can milk the animal

Daughter : Dad I think you have not read Mylchize Booklet.

Father : What? I have been milking like this since I was of your age.



Daughter : But Dad,
we have to change when we
learn a new things.

Mylchize Booklet has a complete detailed procedure for process of Milking in order to improve the quality of milk and also the health of animals. When you are splashing water on the udder, your hands have lots of things like mud, cow dung and other particles. While milking the cow all that water enter in the milk vessel which make that milk contaminated or unclean. Also it suddenly shocks the animal, which has an impact on milk secretion


Father : Oh okay dear,
today I will learn this new
method with
your help.



ENVIRONMENTAL FACTORS CAUSING **CONTAMINATION:**

Pathogens are everywhere

*Contaminated Food, Milker's Hands,
Equipments, Wash Water, Udder
Cloth, Bedding & Soil.*



AQUAPRO

Step – 1 The Water Doctor

Daughter : Oh No Dad !!!

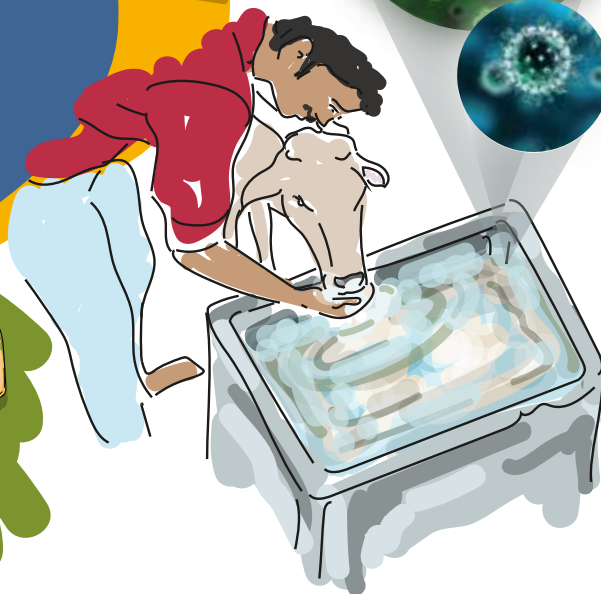
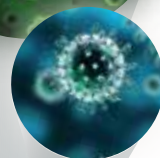
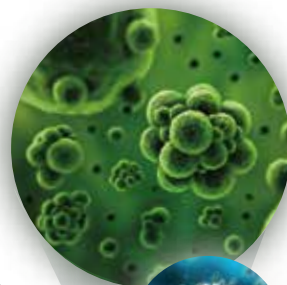
What is this? Will you give this water to the Cow for Drinking?

Father: Yes, Why what happened ?

Daughter – Do you know stagnant water is the breeding zone for the bacterias.

We clean our water tank everyday, fill fresh water everyday for our consumption right ? So now tell me when was the last time you had cleaned the water tank used for animals ?

Father : You are right, we don't consider that only. So this is why animals are falling ill as they keep drinking bad quality of water.





Daughter : Yes, our Water Trough (tank) has so much mud and sludge in it. Let us scrape and drain that tank so all sludge and dirt is out of it. Then we will refill it with fresh water.

Once the tank is refilled, open the AQUAPRO tablet pouch and add the tablet directly to the water tank. By doing this, Aquapro will not only keep the water free of bacterias but it will also get rid of all the biofilm in the tank. Then we start using the same water for cleaning all the utensils and equipments we use for milking and feeding our animals.

Father : Good!
Let's do it!



How to Use ?

Precaution Measures :

- Harmful if swallowed.
- Keep out of reach of children.
- Avoid direct contact with eye & skin.
- Do not keep the tablet in direct sunlight.

Technical Details :

AQUAPRO is a water cleaning tablet.
It helps in removing the harmful impurities from water.

Dosage : 1 Tablet for 2000 Litre of water.
Quantity provided : 2 Tablets Inside.

Derma Pro

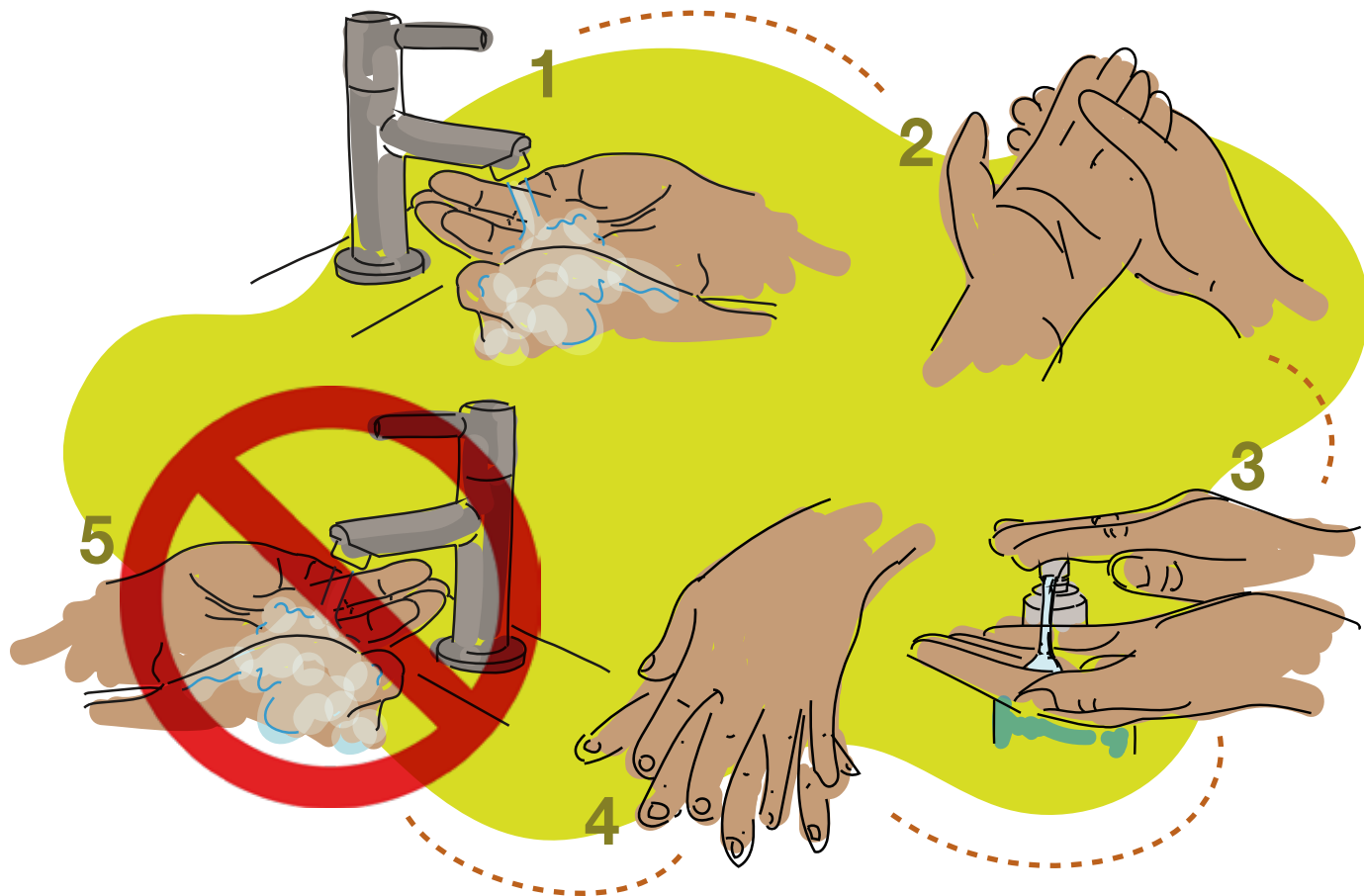
Hand Sanitizer

Step – 2

Alcohol-Free
hand sanitizer with
Moisturizer

Daughter : First of all please wash your hands properly with water, to remove the dirt and mud, because this dirt on the hands is one of the main reason where so many bacterias breed and cause illness in our animals once contacted. Then – take 2 sprays of **derma pro** on your palm and rub it. **Do not rinse.** Now your hands are clean to touch the cow's Udder For milking.





Technical details :

Derma Pro - protects hands from germs for over 3hours with a silver and water based foam that is safe on skin and non -flammable.

Size : 1 Bottle - 50 ml.

VELOCITAB & DIP CUP

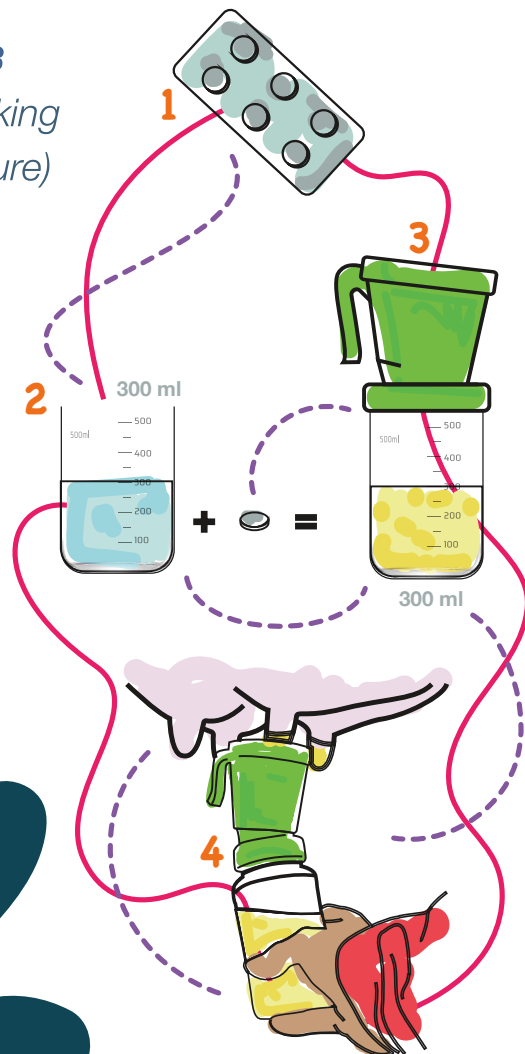
Daughter : This is most important part of the process.

Method:

- Take a Dip Cup
- Take 300 ml water in it.
- Add 1 tablet of Velocitab.
- Wait for the tablet to dissolve.
- After dissolution – squeeze the lower part of bottle so the yellow liquid will come in the upper green part of the Cup.
- Dip each teat in the cup one after other.

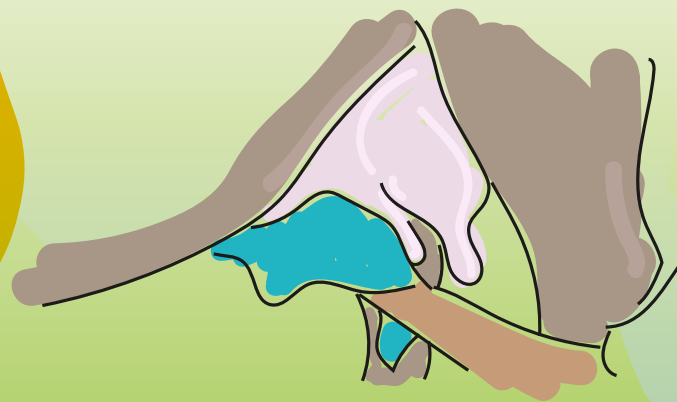


Step – 3 (Pre milking Procedure)



PROFILAC DERMATEX TOWEL

Take the DermaTex cloth and wipe all the 4 teats one after other, and also scrub them to remove any impurities, dirt and mud.




Technical Details :

- Velocitab – 2 Strips of 6 Tablets each.
- Dip Cup – 1 Number.
- DermaTex Udder cloth – 1 Number.

Precaution Measures for Velocitab :

- Keep out of reach of children
- Harmful if swallowed
- Strictly avoid contact with any acid to protect from toxic gas formation
- Avoid direct contact with eye & skin


Step – 4 (Milking & Post Milking Procedure)



Daughter : Now lets start the milking procedure.

Method :

Throw the first 3-4 strips of Milk.
Now start milking the cow
and collect the milk
in the container.



Daughter : After the animal is milked.
The teats are open for 30 - 45 mins from
where bacterias can enter inside the udder.
Hence we must also do teat dipping post milking.

Method :

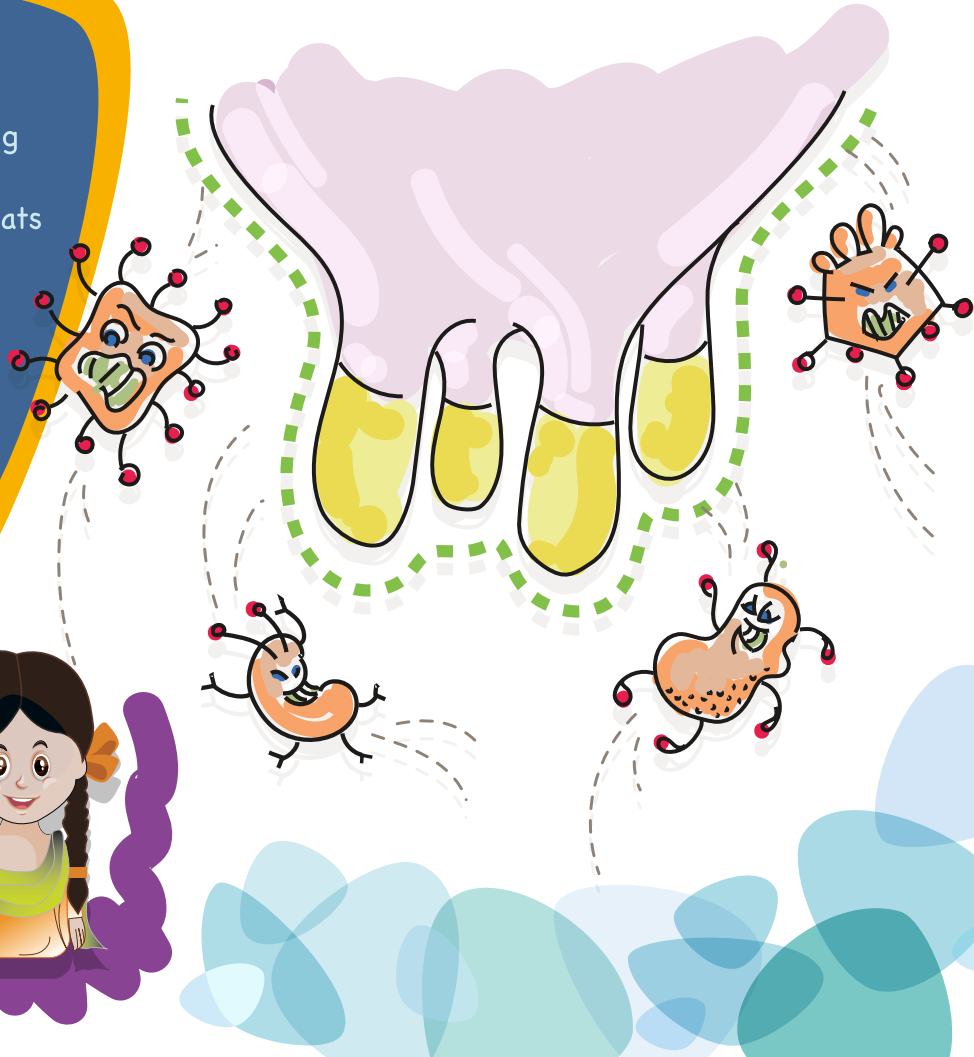
- Take the Dip cup and squeeze so the yellow liquid is released in the top portion.
- Dip each teat in the solution and

Do not wipe.



Father : So why do we have to do teat dipping after milking ?

Daughter : Dipping the teats after milking protects them from germs and bacterias and also keeps them healthy and free from diseases.



Circo Blue

Step – 5

Daughter : When was the last time you had cleaned the utensils?

Father : I don't remember why ?

Daughter : Dad! Do we use our dirty utensil, for eating again ? No right !!!

Then why we used dirty milking vessel without cleaning it again ?

We can use Circo Blue Powder for cleaning all the milking vessel used for milking.



It can be done as follows :

Method 1 :

- Take the milking vessel.
- Add approximately – 5 litre of hot/boiling water to it.
- Add 3 spoon of powder from the CIRCO BLUE pouch
 - Wash all the vessels, spoons, and other equipments with this.

Precaution measures :

- For external use only.
- Avoid contact with eyes and broken or abraded skin.
- Keep away from children.

Technical details :

Net weight – 0.5 kg

1 Spoon = 10 g



MESTICHECK

Daughter : Dad do you know, you can also check the quality of the milk produced by each animal and also the health of the udder. So the animal which has a bad health can be kept aside and treated, so all animals are not affected and we can treat the animal by a doctor.

Father : That is very good ! How can we do this ?

Daughter : Dad take this **Mylchize Paddle** and add a strip of milk out of each teat into the individual chambers of the paddle. Pump the liquid from the mesticheck bottle – into all 4 chambers. The milk which is infected will be turn to like a jelly.

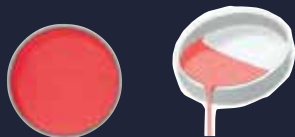
Follow the color chart given.

Step – 6

Mastitis Checking Reagent



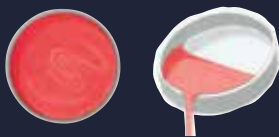
INTERPRETATIONS



< 100,000 cells/ml

(O.K.)

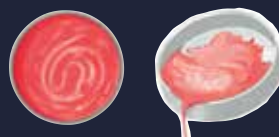
No clotting, liquid consistency.
Samples can easily be poured out
into small portions.



Approx. 100,000 - 300,000 cells/ml

+ (Action Required)

Slight clotting.
Samples can be poured
out into portions.



Approx. 300,000 - 500,000 cells/ml

++ (Action Required)

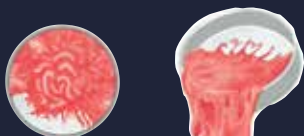
Clotting with slight gel formation.
More difficult to pour
out into portions.



Approx. 500,000 - 1.5 million cells/ml

+++ (Alarm)

Heavy clotting with definite gel formation.
Pouring out into portions becomes
increasingly difficult.



More than 1.5 million cells/ml

++++ (Alarm)

Strong gel formation.
Can no longer be poured
out into portions.

Information on use

Dosage: Add one shot of MESTICHECK in per test dish (approx. 4 ml.)

You can do this to all the animals once in 15 days and then separate the good and bad animal, and then also improve the milk quality and animal health.



Quantity Provided :

Mesticheck – 250 ml Bottle with Pump

1- Paddle

HOOF KNIFE

Step - 7

Hoof Knife is one tool that helps us in grooming and protecting the Hoofs of the animals.



Daughter : Dad, How we take care of ourself we should also take care of our cow & buffalo also. How we clean our nails on weekly basis and groom ourselves every now and then, Animals also need to be taken care of in the same way.

Humans can talk and express but animals can't!

So it is our responsibility to take care of them with utmost care and attention as possible. One of the major problem we face in our animals are diseases caused due to lack of grooming.

As we have seen how grown up Nails create so much difficulties to cow as they cant walk properly.

But due to the dirt and germs collected in their hoofs they fall prey to various diseases as well.



That Hurts !!

Method Of Use :

- Hold the hoof of animal.
- Clean the hoof with water.
- Take the knife which have blade tapered at about 10°.
- Then trim the dried sole tissue (Avoid extra trimming.)
- Apply any alcohol or PEDICURx spray for safety.



After



PEDICUR_x

Step – 8

Hoof Treatment
Spray

Daughter : Dad do you know V joint in the Hoof is the most difficult part to clean and maximum disease grows from the V joint ?

Father : Oh really? then how can we clean and protect the V joint ?

Daughter : We can use PEDICUR_x to do so. Pedicurx is a natural hoof cleaner that eliminates thrush, kills white line disease and promotes hoof growth.

Ongoing use of Pedicurx helps keep coronary band, heel, sole and cow healthy and capable of handling impact without cracking.



Advantages

- Pedicurx is a superior product because of the following :
- Speeding up recovery time from abscesses and sole bruises.
 - Helps toughen soft, thin soles and water-logged hooves.
 - Kills back bacteria that settles under hooves.
 - Dries out quarter cracks in half the time.
 - Promotes healthy hooves growth.



Precaution Measures :

- Wear suitable protective clothing, gloves & eye/face protection
- Keep away from reach of Children.

Note :

- Keep in cool & dry area away from Sunlight and heat to avoid deterioration
- Mix well before using.

Quantity of the Bottle : 250ml



CONTENT SUMMARY

The Mylchize Dairy Hygiene kit contains products that not only make sure that the animal udder is clean but also provides preventive measures for diseases, easy detection of such issues at an early stage, cure and medicine for the animals, bacterial free solutions that do not allow the growth of any unwanted substances, clean milking practices, and the most important one of no adulteration through human hands.

The Mylchize Dairy Hygiene kit consists of the following solutions to help the farming community make their animal pure and clean :

1. **Mesticheck and Paddle** : *Mesticheck is the necessity for any farmer to understand if their animal has mastitis and also understand the impact of high Somatic Cell Count on the milk production. This is essential to understand the condition of your animal and its well-being.*
2. **Dip Cup** : *The entire formulation of the pre and post milking dips is done in this apparatus and this is used to create the solutions that would keep the udder of the cattle clean and prevent mastitis. Pre milking hygiene routine is one of the key factors in producing milk in low Somatic Cell Count.*
3. **Profilac Dermatex Towel** : *A unique Dermatex towel that helps keep your cattle's teat cleaned before milking and make sure that a soft and clean fabric is used to give comfort and hygiene to your animal.*
4. **Derma Pro hand Sanitizer** : *Any form of human touch is a touch of adulteration to the process of milking and the quality of milk. A unique non-Alcohol based hand sanitizer keeps the hands clean and sanitized before touching the udder to prevent any contamination.*
5. **Velocitab for Pre dip** : *The animal has been using its own time to scatter the resources of your farm, all this time building on various microorganisms, dust, dirt and other materials on its udder. The pre-dip helps to cleanse the udder of such attractions. Unique Tablet based teat dip easy to handle and use and clean the teats before milking hence making it the most effective.*

6. **Velocitab for Post-Dip** : Once the milking is completed, the animal has its teats open for certain period of time and is prone to various infections, microorganism, and other possible entrants into its udder and the teats. The post-dip helps to remove the risk of exposure and maintain the sanctity of the teats and the animals.
7. **Aqua Pro - Water Doctor** : As important as the process of cleaning the animal is, the basic resource of the water used to clean the animal and the bacteria that may grow in such water needs attention too. AquaPro helps to ensure clean and pure water that does not attract such bacteria that may lead to diseases based on E-Coli or similar bacteria and provides for the best care.
8. **Circo Blue Powder** : The vessels and apparatus we use for the milking processes must be as clean as the pure milk generated itself. Proper care lies not just with the animal but also with the materials used to maintain the animal. Thus, this powder helps to clean the buckets and other utensils used in the milking process.
9. **Pedicurx** : Unique spray ensures that while your animal may walk wherever it feels like, it also gets the proper care and need to avoid any lameness because of an infection caused.
10. **Hoof Knife** : Why just disinfect the hoof with a spray when you can also maintain it by giving it the proper trim it needs. This is essential to preserve the overall health of your animal along with its natural form.

This health care kit is a complete solution for the animal and ensures to make the cattle and their coming generations rich and better in genetic qualities. Attached along are the details of this kit and its usage.



Conceptualized & Manufactured By:



SVS

AQUA TECHNOLOGIES

SVS AQUA TECHNOLOGIES

Plot No. 43/44/45, Gut No. 411,
Village Urawade, Taluka - Mulshi,
District Pune - 412111, Maharashtra.
info@svsaqua.com / www.svsaqua.com
Ph.: +91-8007716655 / 20-22923390

Marketed By:



engineering for
a better world

#1406, Tower-B, Signature Tower,
NH-8, South City-1, Gurgaon 122001.
info.wsindia@gea.com / www.gea.com
Tel.: +91 124 4425900

